



Illinois Association of Aggregate Producers
Safety Conference
April 12, 2018

Ed Elliott
Senior Advisor
Office of the Assistant Secretary
U.S. Department of Labor
Mine Safety and Health Administration



The MSHA Mission

“to prevent death, illness, and injury from mining and promote safe and healthful workplaces for U.S. miners”

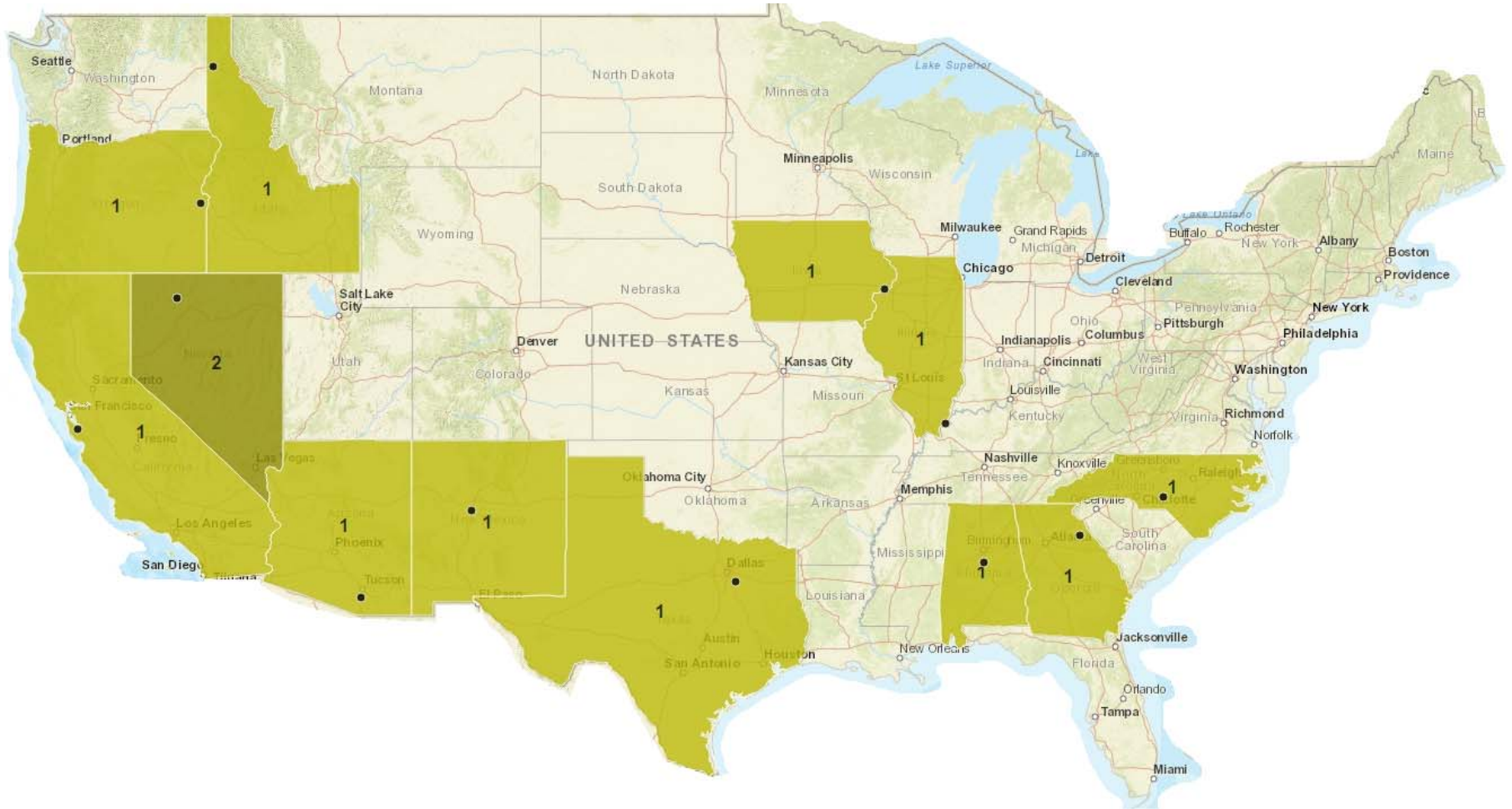


Fatality Investigation Process



MNM Fatalities in 2017

13 Fatalities Occurring in 12 States



Powered Haulage

- In 2017 43% or 12 of the 28 fatalities involved powered haulage.
- The first fatality this year was powered haulage.



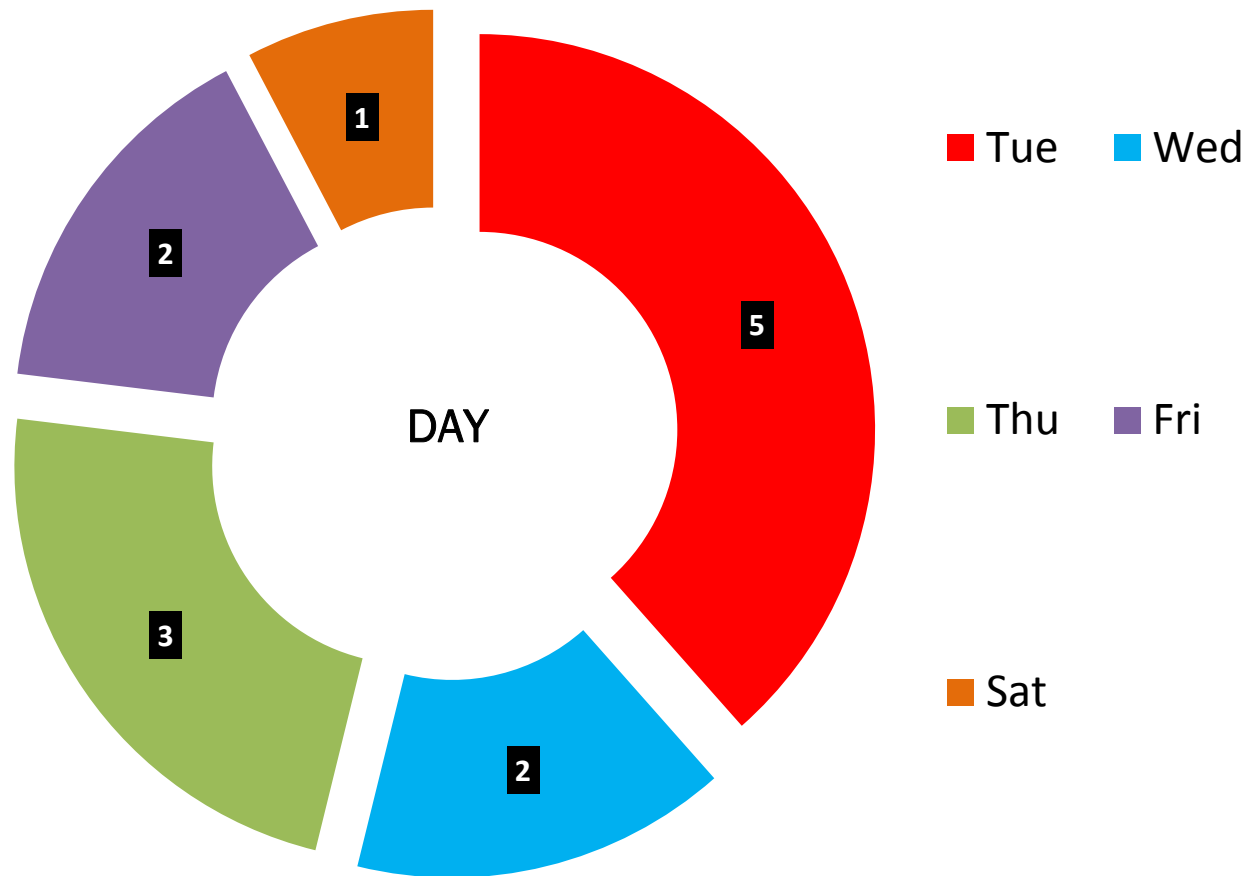
Seat Belts

- From 2007 thru 2017 there were 36 fatalities involving mobile equipment where miners were not wearing their seat belt.
- 19 in MNM and 17 in Coal.
- On average 3 - 4 miners die each year in mobile equipment accidents as a result of not wearing a seat belt.
- This should be an easy fix?



MNM FATALITIES IN 2017

BY TIMING

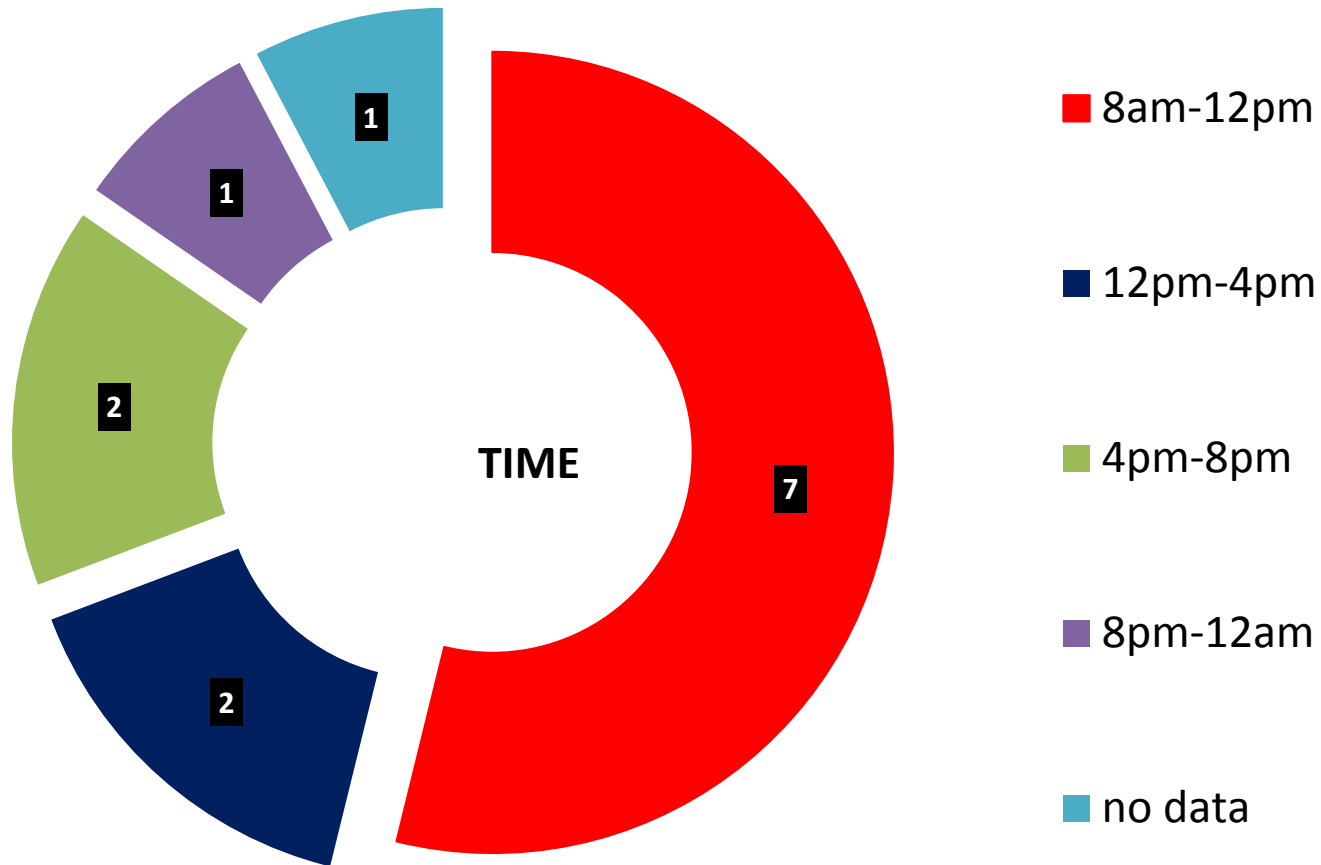


**No Fatalities Occurred On Weekends*



MNM FATALITIES IN 2017

BY TIMING



**No Fatalities Occurred Between 12 am – 8 am*



Policy and Procedures: Where does it come from?



MNM HIGHLIGHTS FOR 2017

	ILLINOIS	NATION
No. of Mines Reporting Employment	235	11,846
Operator Employment[#]	3,276	168,106
MSHA Inspections Completed[*]	561	26,298
Citations & Orders Issued	1,493	58,158
\$ Assessed (Millions)[^]	0.72	27.4

[#]State employment data reflects operator employment only (contractors do not report employment by state). Therefore, data presented here is does not include contractor employment.

^{*}Excludes compliance assistance activities.

[^]Proposed penalty amount, In millions, of non-vacated violations assessed in 2017.



LOST TIME (LT) INJURIES WITHIN THE AGGREGATES INDUSTRY...



DISTRIBUTION OF LT INJURIES FOR AGGREGATES 2017 BY EXPERIENCE

	EXPERIENCE				
	5 years or less	5 to 10 years	10 to 20 years	20 to 30 years	More than 30 years
ILLINOIS	57%	9%	14%	6%	14%
NATION	53%	11%	21%	9%	5%

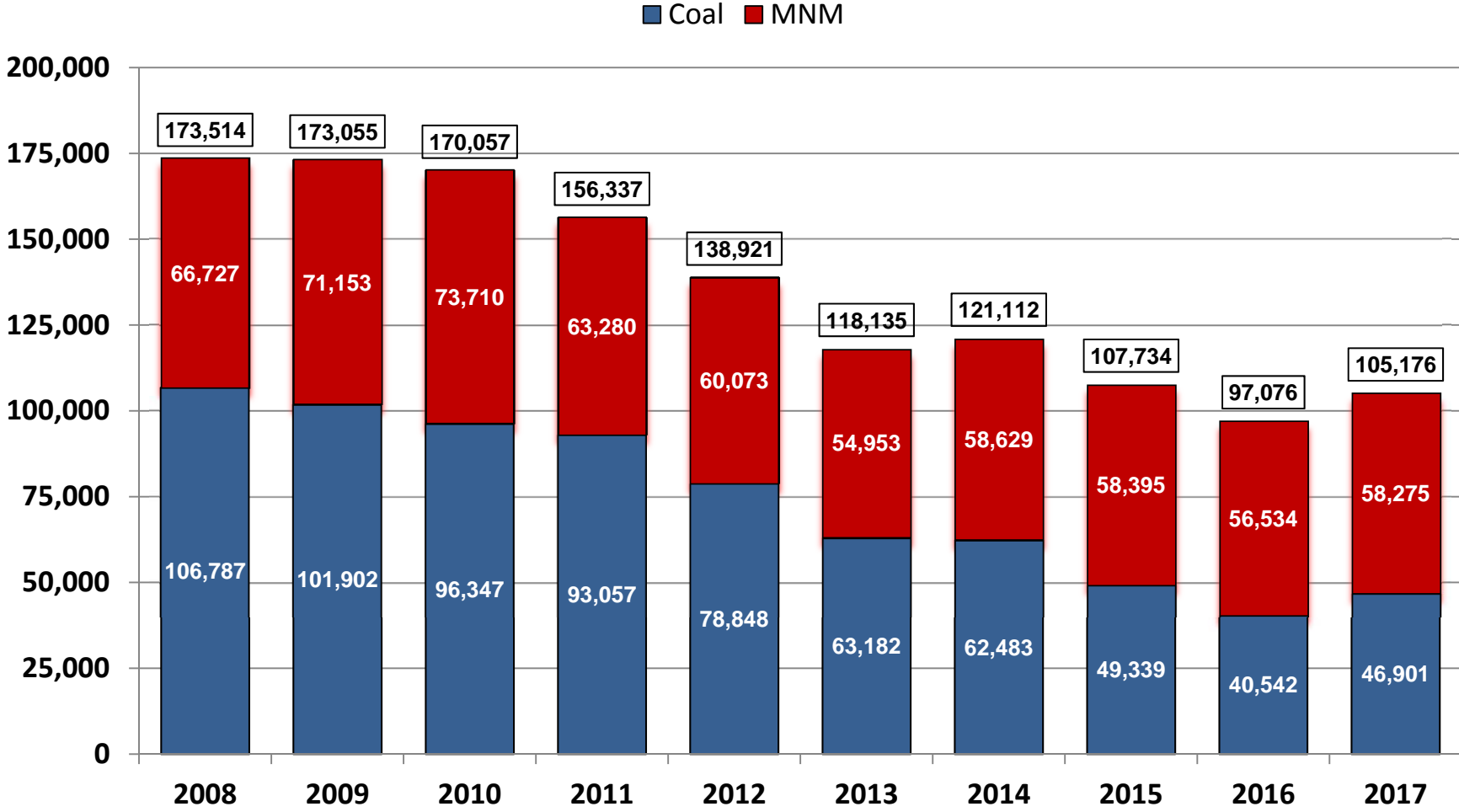


IN 2017, APPROXIMATELY 50 PERCENT OF LT INJURIES OCCURRED WITHIN 3 OCCUPATIONS (AGGREGATES)

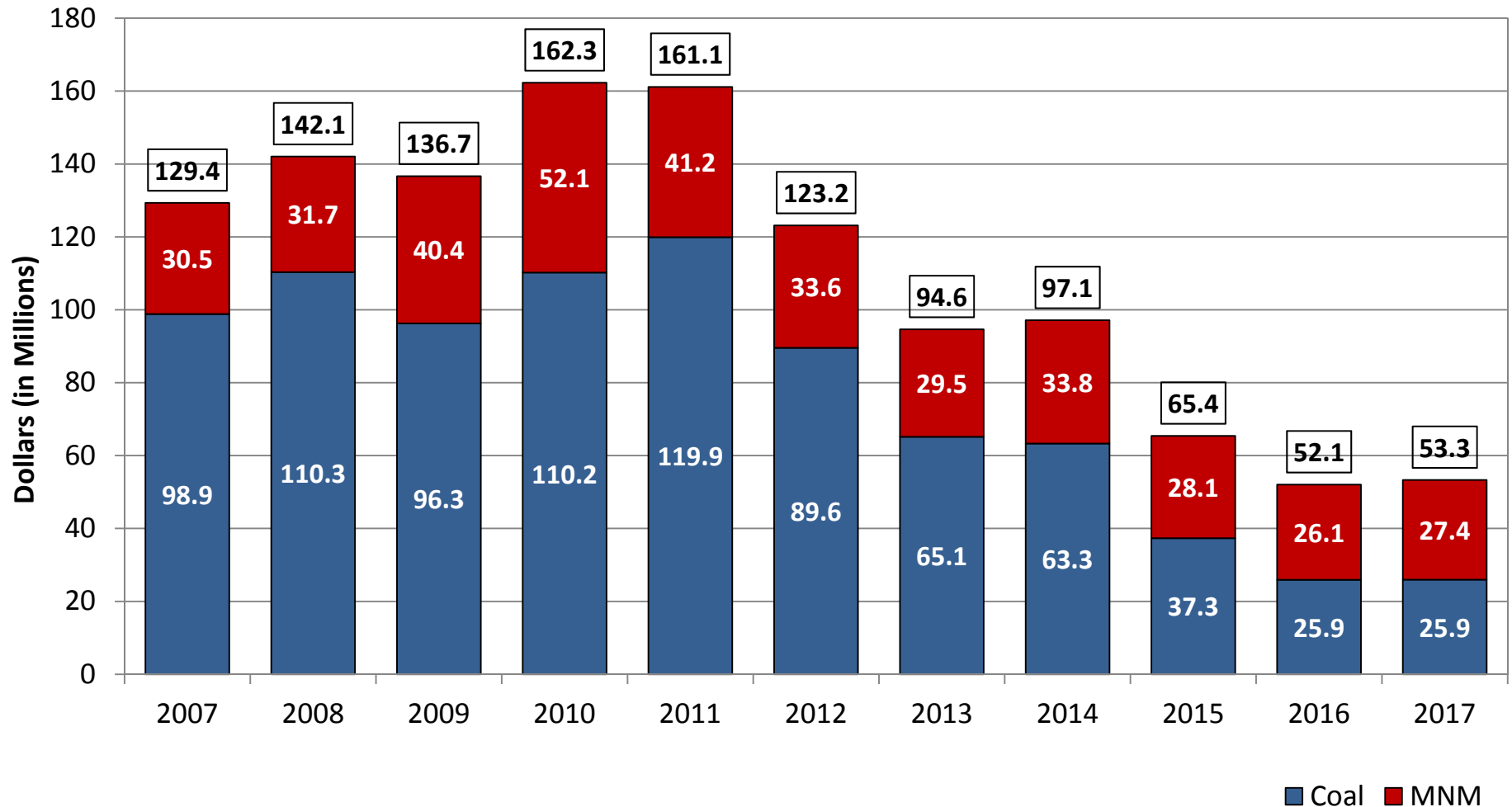
Rank	Nation	IL
1	Maintenance/ Repairman (18.3%)	Maintenance/ Repairman (20.0%)
2	Laborer (18.2%)	Laborer (14.3%)
3	Heavy Equipment Operator (13.8%)	Utility man (11.4%)
%	50.3%	45.7%



Citations & Orders Issued 2008-2017



Penalties on Issued (\$) Citations and Orders 2008-2017



Regulatory Update

Examination of Working Places in Metal and Nonmetal Mines:

June 2, 2018



Regulatory Update

- **Exposure of Underground Miners to Diesel Exhaust**



Regulatory Reform

- January 30, 2017, Executive Order on Reducing Regulation and Controlling Regulatory Costs
- MSHA will conduct stakeholder outreach by:
 - Holding stakeholder meetings
 - 2 RFIs asking for information
 - Reducing burdens
 - Granted petitions for modifications



Agency Priorities

- Fulfill the requirements of the Mine Act
- Work with all stakeholders to improve safety and health in the mining industry
- Seek out and encourage adoption of new safety & health technology
- Prepare for the infrastructure push



Questions???

